

# SCX25APS Piano Miking System

## OVERVIEW

Piano is one of the most challenging instruments to reproduce, particularly in a live performance where there are other instruments on stage. The SCX25A is designed so that it can be easily positioned parallel to the soundboard. To further enhance ease of placement, Audix provides the DFLEX mounting clip which attaches directly to the rail of the piano, enabling the microphone to be placed securely just about anywhere on the soundboard.

In a live sound or broadcast environment, the instruments surrounding the piano will often bleed into the piano mics. In order to compensate for this sound leakage, it requires the piano to be played in either the short stick or closed lid position. The SCX25A is a low profile and phase coherent reproduction is the best microphone for this application.

The SCX25A is a professional studio condenser microphone with an elegant design and a patented capsule suspension system. Uniquely Shock mounted within an intricate machined brass ring, the SCX25A capsule is completely isolated from the mic body and electronics. By successfully minimizing acoustic reflections and diffractions, the SCX25A delivers a pure, open-air sound with exceptional detail and realism.

The SCX25A is manufactured with a precision machined brass body, innovative capsule suspension system, steel mesh grill, black multi-layer class 'A' liquid finish and gold plated XLR connector.

## SUPPLIED ACCESSORIES

**DFLEX** - All purpose percussion clamp

**CBL20** - 20' XLR-XLR mic cable

**CASEDPA** - Heavy duty, reinforced aluminum flight case

## OPTIONAL ACCESSORIES

**STANDKD** - Adjustable kick drum mic stand with telescopic boom

**SMT25** - Low profile shock mount system with nylon cable and thumbscrew for positioning

**PD133** - Optional two-layer mesh pop diffuser for controlling acoustic plosives

**APS2** - Two-channel 48V phantom power supply. 110V switchable to 240V Detachable power cord



## FEATURES

- Complete piano miking system
- Featuring a pair of SCX25A large diaphragm condensers
- Delivers pure open air sound
- Shock mounted capsule suspension system
- Designed, machined, assembled and tested in the USA
- 3 year warranty



DFLEX



CBL20



CASEDPA



STANDKD



SMT25



PD133



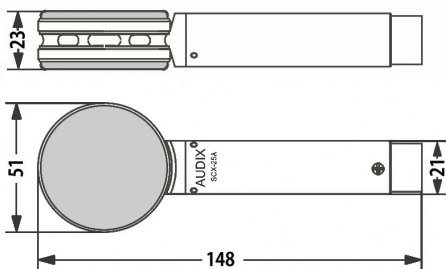
APS2

# SCX25APS

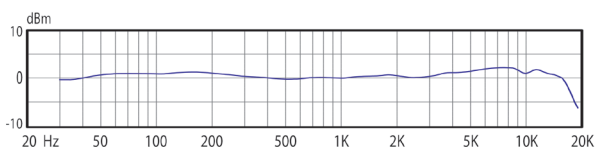
## SPECIFICATIONS

Transducer Type	Condenser
Frequency Response	20 Hz - 20 kHz
Polar Pattern	Cardioid
Output Impedance	200 ohms
Sensitivity	28 mV / Pa @ 1k
Equivalent Noise Level	14 dB (A-weighted)
Signal to Noise Ratio	80 dB
Maximum SPL	≥135 dB
Dynamic Range	121 dB
Power Requirements	48-52 V phantom
Connector	3-pin XLRm
Polarity	Positive pressure on diaphragm produces positive voltage on pin 2 relative to pin 3 of output XLR connector
Materials / Finish	Machined Brass / Black Finish
Weight	244 g / 8.6 oz
Length	148 mm / 5.8 in

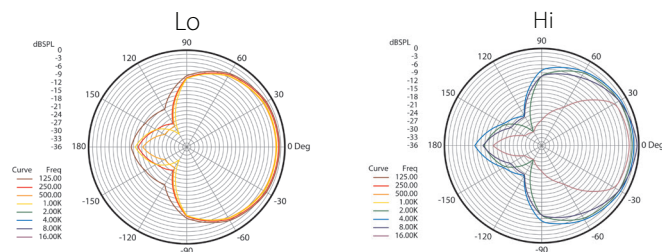
## DIMENSIONS (mm)



## FREQUENCY RESPONSE



## POLAR PATTERNS



**PRODUCT REGISTRATION:** Please register your product online at [www.audixusa.com/docs\\_12/about/product\\_registration.shtml](http://www.audixusa.com/docs_12/about/product_registration.shtml).

**SERVICE AND WARRANTY:** These microphones are under warranty for a period of 3 years to be free of defects in material and workmanship. In the event of a product failure due to materials or workmanship, Audix will repair or replace said product at no charge with proof of purchase. Audix does not pay or reimburse shipping costs for warranty repairs or returns. The warranty excludes any causes other than manufacturing defects, such as normal wear, abuse, environmental damage, shipping damage or failure to use or maintain the product per the supplied instructions. No Implied Warranties: All implied warranties, including but not limited to implied warranties of merchantability and fitness for a particular purpose are hereby excluded. The liability of Audix, if any, for damages relating to allegedly defective products shall be limited to the actual price paid by Dealer for such products and shall in no event include incidental or consequential damages of any kind. Should your microphone fail in any way, please contact the Audix Service department at 503.682.6933. A Return Authorization is required before returning any product. OTHER THAN THIS WARRANTY, AUDIX MAKES NO WARRANTIES, EXPRESS OR IMPLIED, WITH RESPECT TO THE PRODUCTS, THE USE OF THE PRODUCTS, THE PERFORMANCE OF THE PRODUCTS. AUDIX SHALL NOT BE LIABLE FOR SPECIAL INCIDENTAL, CONSEQUENTIAL, INDIRECT OR SIMILAR DAMAGES ARISING FROM OR BASED ON THE SALE, USE, STORAGE OR DISPOSAL OF THE PRODUCTS, AUDIX'S SERVICE WORK, BREACH OF WARRANTY, BREACH OF CONTRACT. NEGLIGENCE, OR ANY OTHER THEORY OF LIABILITY, EVEN IF AUDIX HAS BEEN ADVISED OF THE POSSIBILITY OF SUCH DAMAGES.

## ARCHITECT AND ENGINEER SPECIFICATIONS

The microphone shall be of the condenser type with a cardioid polar pattern. The microphone shall operate on 48-52 volts phantom power and the nominal output impedance shall be equal to 200 ohms at 1 kHz. The microphone shall have a sensitivity of 28 mV / Pa at 1 kHz. The microphone shall have a maximum SPL level of ≥135 dB with a THD of 0.5%. The microphone shall have a fine steel mesh grill and a body machined of brass with dimensions of 21 mm diameter at the base, 51 mm in diameter at the widest point on the grill and 148 mm in length.

## OPERATION AND MAINTENANCE

The SCX25A is a low impedance microphone and should be plugged into a "mic level" input on your console, mixer, or recording device. The SCX25A requires phantom power and will NOT operate without phantom power voltage (48 Volts recommended) which is available on most professional mic preamps and mixing devices. If phantom power is not available on your equipment, use a phantom power supply such as the Audix APS2. Avoid plugging or unplugging the microphone from a PA system unless the channel is muted or the volume of the system turned down. Failure to do so may result in a loud "popping" noise which could seriously damage the speakers in the PA system or studio monitors. The SCX25A is manufactured to exacting specs with roadworthy construction. However, the capsule is highly sensitive and should be handled with care. Avoid extreme temperatures and be sure to store your microphone in the case provided when not in use. Moisture of any kind can adversely affect the sound and performance of your microphone.

## USER TIPS

**The correct side:** Note that the front of the microphone element is on the same side as the printing. This side of the microphone should be facing towards the sound source. For live performance and live recordings, it is sometimes recommended to use the short stick or closed lid in order to minimize the surrounding instruments from "bleeding" into the piano mics. In these cases, it is suggested to use the Audix DFLEX mounting clips which enable the SCX25A to be mounted right on to the rail of the piano. The mics can be positioned horizontal to the sound board, typically one towards the front of the keyboard and one towards the rear of the keyboard over the bass strings.

Further miking techniques may be found at [www.audixusa.com](http://www.audixusa.com).